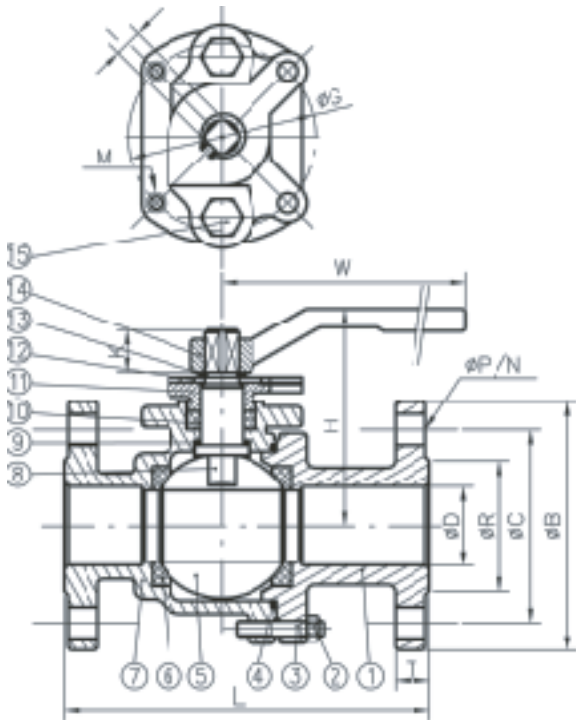



2-PIECE FULL PORT FLANGED BALL VALVES

FIG. S-230F / C-230F: JIS 10K FLANGED ENDS, ISO 5211 MOUNTING PAD.

FEATURES:

- Split body design with flanged ends for fast installation, in-line maintenance and rebuilding. Solid ball construction provides structural integrity and minimizes flow turbulence.
- Body joint is designed to prevent excessive compression of valve internals, resulting in a consistent and low operating torque.
- Mounting pad complied with ISO 5211 for ease and interchangeability of actuation.
- Bottom-loaded blow-out proof stem.
- Investment cast body & cap on sizes 1/2" to 4". Sand cast body & cap on sizes 5" to 10".
- Basic design complied with ASME/ANSI B16.34.
- Flanged ends complied with JIS B 2210.
- Face-to-face dimensions complied with JIS B 2002.
- Tested according to ANSI B 16.34 & API 598.

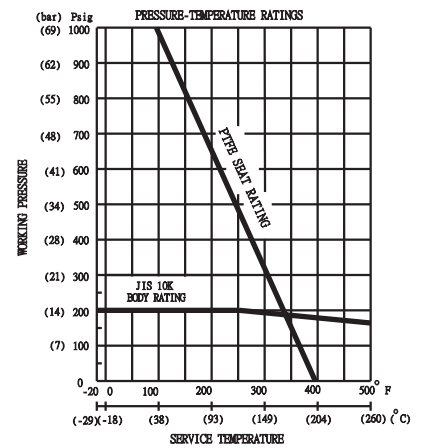


MATERIALS LIST:

NO.	PARTS	S-230F	C-230F
1	END CAP	JIS G5121-SCS14A	JIS G4051-S45C
2	NUT	JIS G4303-SUS304	JIS G4052-SCM435H
3	BODY JOINT BOLT	JIS G4303-SUS304	JIS G4052-SCM435H
4	GASKET	PTFE	PTFE
5	BALL	JIS G5121-SCS14A/316	JIS G5121-SCS13A/304
6	SEAT	PTFE	PTFE
7	BODY	JIS G5121-SCS14A	JIS G4051-S45C
8	STEM	JIS G4303-SUS316	JIS G4303-SUS304
9	THRUST WASHER	PTFE	PTFE
10	STEM PACKING	PTFE	PTFE
11	GLAND	JIS G5121-SCS13A	JIS G5121-SCS13A
12	HANDLE STOPPER	AISI 304	AISI 304
13	SNAP RING	JIS G4303-SUS420	JIS G4303-SUS420
14	HANDLE	FCD 45	FCD 45
15	GLAND BOLT	JIS G4303-SUS304	JIS G4303-SUS304

OPTIONS:

- F : FIRE-SAFE DESIGN.
- A : ANTI-STATIC DEVICE.
- V : VENTED BALL.
- G : EQUIPPED WITH GEAR OPERATOR.
- P : EQUIPPED WITH PNEUMATIC ACTUATOR.



DIMENSIONS FOR S-230F/C-230F & S-230F-F/C-230F-F

SIZE	φD		L		T		φR		φC		φB		φP		N	H		W		
in	mm	in	mm	in	mm	in	mm	in	mm	in	mm	in	mm		in	mm	in	mm		
1/2"	15	0.59	15	4.25	108	0.47	12	2.01	51	2.76	70	3.74	95	0.59	15	4	3.15	80	5.12	130
3/4"	20	0.79	20	4.61	117	0.55	14	2.20	56	2.95	75	3.94	100	0.59	15	4	3.27	83	5.12	130
1"	25	1.00	25.4	5.00	127	0.55	14	2.64	67	3.54	90	4.92	125	0.75	19	4	3.82	97	6.30	160
1 1/4"	32	1.26	32	5.51	140	0.63	16	2.99	76	3.94	100	5.31	135	0.75	19	4	4.09	104	6.30	160
1 1/2"	40	1.57	40	6.50	165	0.63	16	3.19	81	4.13	105	5.51	140	0.75	19	4	4.37	111	9.06	230
2"	50	1.97	50	7.01	178	6.33	16	3.78	96	4.72	120	6.10	155	0.75	19	4	4.65	118	9.06	230
2 1/2"	65	2.56	65	7.48	190	0.71	18	4.57	116	5.51	140	6.89	175	0.75	19	4	5.76	144	15.75	400
3"	80	3.15	80	7.99	203	0.71	18	4.96	126	5.91	150	7.28	185	0.75	19	8	6.06	154	15.75	400
4"	100	3.94	100	9.02	229	0.71	18	5.94	151	6.89	175	8.27	210	0.75	19	8	6.85	174	18.11	460
5"	125	4.92	125	14.02	356	0.79	20	7.17	182	8.27	210	9.84	250	0.91	23	8	8.66	220	21.65	550
6"	150	5.91	150	15.51	394	0.87	22	8.35	212	9.45	240	11.02	280	0.91	23	8	9.45	240	21.65	550
8"	200	7.87	200	17.99	457	0.87	22	10.31	262	11.42	290	12.99	330	0.91	23	12	11.81	300	39.37	1000
10"	250	9.84	250	20.98	533	0.94	24	12.76	324	13.98	355	15.75	400	0.98	23	12	13.98	355	39.37	1000

We reserve the rights to modify our product design or construction for improvement without prior notice.