

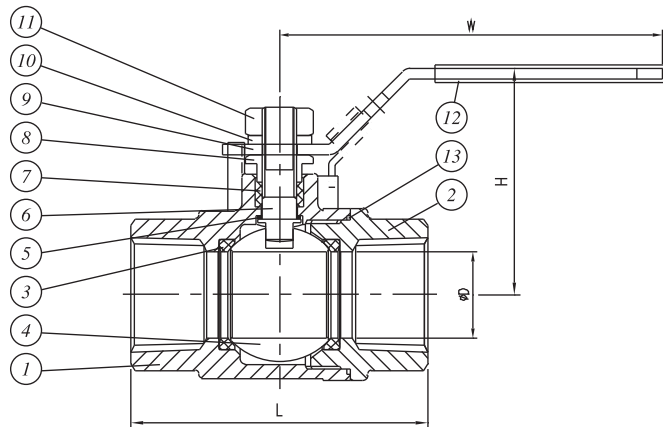
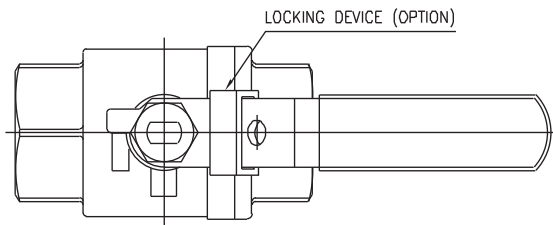
KingTron *Stainless Steel & Carbon Steel valve series*

2-PIECE FULL PORT BALL VALVES

FIG. S-204T/C-204T : THREADED ENDS, 1000 PSI (69 BAR) W.O.G..

FEATURES :

- Adjustable packing gland.
- Bottom-loaded blow-out proof stem.
- Basic design complied with ANSI B16.34 & EN 12516-1.
- NPT threaded ends complied with ANSI B1.20.1.
- Rc, Rp & G Threaded ends complied with BS 21 /2779, JIS B-0203/0202, DIN 259/2999, ISO 228-1, AS 1722.1/1722.2 are upon request.
- Tested according to API 598.

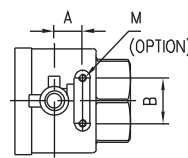


MATERIALS LIST :

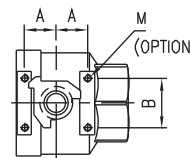
NO.	PARTS	S-204T	C-204T
1	BODY	ASTM A351-CF8M	ASTM A216-WCB
2	END CAP	ASTM A351-CF8M	ASTM A216-WCB
3	SEAT	PTFE	PTFE
4	BALL	ASTM A351-CF8M/316	ASTM A351-CF8/304
5	THRUST WASHER	PTFE	PTFE
6	STEM	ASTM A276-316	ASTM A276-304
7	STEM PACKING	PTFE	PTFE
8	GLAND	AISI 304	AISI 304
9	HANDLE	AISI 304	ZINC PLATED STEEL
10	HANDLE WASHER	AISI 304	AISI 304
11	HANDLE NUT	AISI 304	AISI 304
12	HANDLE COVER	PVC	PVC
13	GASKET	PTFE	PTFE

OPTIONS :

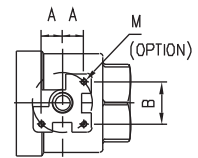
- L : LOCKING DEVICE.
- M : TAPPED MOUNTING PAD FOR SIZES 1 1/4" TO 4"
- V : VENTED BALL.



FOR 1-1/4"~2"



FOR 2-1/2"~3"



FOR 4"

DIMENSIONS

SIZE		Ø D		H		L		W		A		B		M (OPTION)
in	DN	in	mm	in	mm	in	mm	in	mm	in	mm	in	mm	
1/4"	8	0.43	11	2.09	53	1.97	50	3.70	94	—	—	—	—	—
3/8"	10	0.43	11	2.09	53	2.05	52	3.70	94	—	—	—	—	—
1/2"	15	0.49	12.5	2.09	53	2.32	59	3.70	94	—	—	—	—	—
3/4"	20	0.79	20	2.22	56.5	2.72	69	3.70	94	—	—	—	—	—
1"	25	0.98	25	2.58	65.5	3.15	80	4.37	111	—	—	—	—	—
1 1/4"	32	1.26	32	2.80	71	3.62	92	4.37	111	0.93	23.6	1.50	3.81	1/4-20UNC
1 1/2"	40	1.50	38	3.15	80	4.13	105	5.37	136.5	0.93	23.6	1.50	3.81	1/4-20UNC
2"	50	1.97	50	3.52	89.5	4.84	123	5.37	136.5	0.93	23.6	1.50	3.81	1/4-20UNC
2 1/2"	65	2.56	65	5.06	128.5	5.91	150	9.57	243	1.38	35	2.17	55	M6-P1
3"	80	2.99	76	5.14	130.5	6.69	170	9.57	243	1.38	35	2.17	55	M6-P1
4"	100	3.94	100	6.50	165	8.86	225	10.79	274	1.42	36	2.84	72.1	M10-P1.5

(bar) Psig PRESSURE-TEMPERATURE RATINGS

