

2-PIECE FULL PORT BALL VALVES

FIG. S-202T-F / C-202T-F: 1/4" TO 4", API 607 FIRE-SAFE DESIGNED.

FEATURES:

- Strengthened construction secures 2000 psi working pressure rating. Reinforced TFE seats increase durability.
- Adjustable packing gland.
- Bottom-loaded blow-out proof stem.
- Basic design complied with ANSI B16.34 & EN 12516-1.
- NPT threaded ends complied with ANSI B 1.20.1..
- Rc, Rp & G Threaded ends complied with BS 21/2779, JIS B-0203/0202, DIN 259/2999, ISO 228-1, AS1722.1/1722.2 are upon request.
- Graphite gasket & stem packing prevent post-fire external leakage.
- Post-fire metal-to-metal seal prevents internal leakage after fire.
- Tested according to API 598.

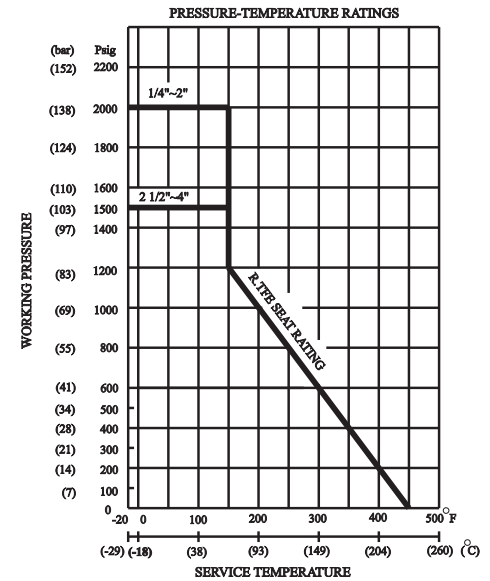
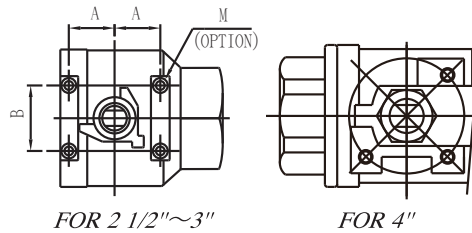
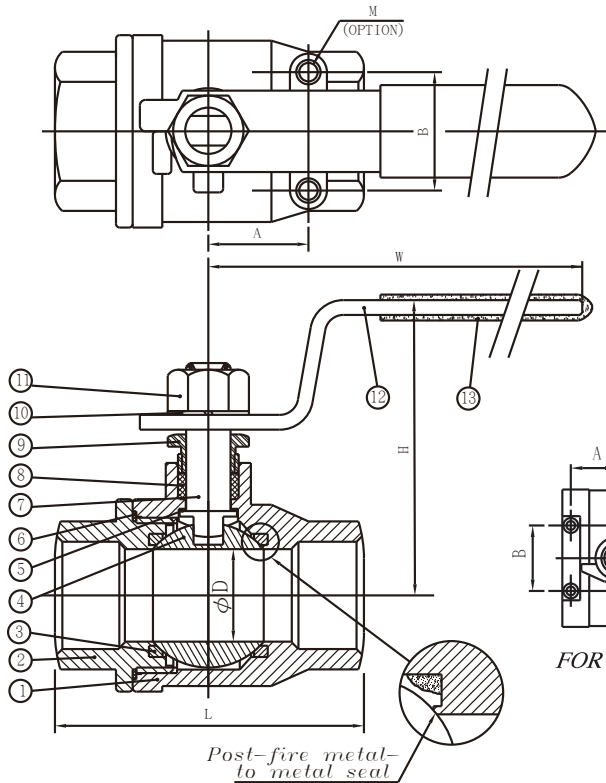


MATERIALS LIST:

NO.	PARTS	S-202T-F	C-202T-F
1	BODY	ASTMA351-CF8M	ASTMA216-WCB
2	END CAP	ASTMA351-CF8M	ASTMA216-WCB
3	SEAT	REINFORCED TFE	REINFORCED TFE
4	BALL	ASTMA351-CF8M/316	ASTMA351-CF8/304
5	THRUST WASHER	PTFE	PTFE
6	GASKET	GRAPHITE	GRAPHITE
7	STEM	ASTMA276-316	ASTMA276-304
8	STEM PACKING	GRAPHITE	GRAPHITE
9	GLAND	AISI 304	AISI 304
10	HANDLE WASHER	AISI 304	AISI 304
11	HANDLE NUT	AISI 304	AISI 304
12	HANDLE	AISI 304	ZINC PLATED STEEL
13	HANDLE COVER	PVC	PVC

OPTIONS:

- L: LOCKING DEVICE.
- M: TAPPED MOUNTING PAD.
- V: VENTED BALL.



DIMENSIONS

SIZE		φD		L		A		B		H		W		M (OPTION)
in	mm	in	mm	in	mm	in	mm	in	mm	in	mm	in	mm	
1/4"	8	0.43	11	2.24	57	0.50	12.7	1.12	28.5	2.13	54	3.70	94	10-24UNC
3/8"	10	0.49	12.5	2.24	57	0.50	12.7	1.12	28.5	2.13	54	3.70	94	10-24UNC
1/2"	15	0.59	15	2.54	64.5	0.50	12.7	1.12	28.5	2.24	57	3.70	94	10-24UNC
3/4"	20	0.79	20	2.87	73	0.87	22.1	1.38	35	2.46	62.5	4.37	111	10-24UNC
1"	25	1.00	25.4	3.37	85.5	0.93	23.6	1.38	35	2.87	73	5.37	136.5	10-24UNC
1 1/4"	32	1.26	32	3.94	100	0.93	23.6	1.50	38.1	3.09	78.5	5.37	136.5	1/4-20UNC
1 1/2"	40	1.50	38	4.41	112	0.93	23.6	1.50	38.1	3.48	88.5	6.57	167	1/4-20UNC
2"	50	1.97	50	5.12	130	0.93	23.6	1.50	38.1	3.84	97.5	6.57	167	1/4-20UNC
2 1/2"	65	2.56	65	6.38	162	1.38	35.0	2.17	55.0	5.06	128.5	9.57	243	1/4-20UNC
3"	80	3.15	80	7.09	180	1.38	35.0	2.17	55.0	5.49	139.5	9.57	243	1/4-20UNC
4"	100	3.94	100	9.09	231	-	-	-	-	6.59	167.5	10.79	274	M10